




Trundle Bed Assembly Instructions

- Attach the 2x4 Headers to the 2x4 Rails with 2-1/2" screws into the pilot holes.
- The Headers fit inside the Rails.
- If you have (2) 2x6 slats they go at each end of the bed and attached with 2-1/2" screws.
- Attach the 2x3 slats to the rails with 2-1/2" screws spacing the slats 3" apart.
- Attach the corner slider underneath the frame with 1-5/8" screws into the four corners.



Top View without Slats

